



H. 175 X L. 60 mm.
Art. 15.001
Spessore 10 mm.



H. 135 X L. 45 mm.
Art. 15.002
Spessore 10 mm.



H. 165 X L. 55 mm.
Art. 15.003
Spessore 10 mm.



Martellato / Hammered
Art. 15.003.01
≅ 30 X 8 mm.



Martellato / Hammered
Art. 15.003.02
≅ 40 X 8 mm.



Martellato / Hammered
H. 300 X L. 40 mm.
Art. 15.003.03
≅ 25 X 8 mm.



Martellato / Hammered
H. 300 X L. 45 mm.
Art. 15.003.04
≅ 30 X 8 mm.



Martellato / Hammered
H. 300 X L. 55 mm.
Art. 15.003.05
≅ 40 X 8 mm.



H. 200 X L. 85 mm.
Art. 15.003.06 Ø 12 mm.



H. 200 X L. 85 mm.
Art. 15.003.07 □ 10 mm.



H. 110 mm.
Art. 15.003.08 Ø 10 mm.



H. 180 X L. 95 mm.
Art. 15.004 □ 14 X 14 mm.



H. 120 X L. 130 mm.
Art. 15.005 □ 14 X 14 mm.



H. 240 X L. 140 mm.
Art. 15.006 □ 12 X 12 mm.



H. 500 mm.
Art. 15.006.01 ≅ 80 X 8 mm.
Art. 15.006.02 ≅ 100 X 8 mm.
Art. 15.006.03 ≅ 120 X 8 mm.



H. 500 mm.
Art. 15.006.07 ≅ 80 X 8 mm.
Art. 15.006.08 ≅ 100 X 8 mm.
Art. 15.006.09 ≅ 120 X 8 mm.



Martellato / Hammered
H. 300 mm.
Art. 15.006.04 □ 12 mm.



H. 410 X L. 195 mm.
Art. 15.007
□ 20 mm. ≅ 20 x 12



H. 410 X L. 195 mm.
Art. 15.008
□ 20 mm. ≅ 20 x 8



H. 410 X L. 165 mm.
Art. 15.009
□ 20 mm. ≅ 20 x 10



Foro / Hole Ø 14
H. 130 X L. 130 mm.
Art. 15.009.01
Spessore 12 mm.



Ø 112 mm.
Art. 15.009.02
Spessore 14 mm.



H. 300 mm.
Art. 15.010 □ 25 mm.
Art. 15.011 □ 30 mm.
Art. 15.012 □ 35 mm.
Art. 15.013 □ 40 mm.



H. 350 mm.
Art. 15.013.01 □ 25 mm.
Art. 15.013.02 □ 30 mm.
Art. 15.013.03 □ 35 mm.
Art. 15.013.04 □ 40 mm.



Martellato / Hammered
H. 350 mm.
Art. 15.013.05 □ 25 mm.
Art. 15.013.06 □ 30 mm.
Art. 15.013.07 □ 35 mm.
Art. 15.013.08 □ 40 mm.



Tondo / Round
H. 350 mm.
Art. 15.013.09 Ø 25 mm.
Art. 15.013.10 Ø 30 mm.
Art. 15.013.11 Ø 35 mm.
Art. 15.013.12 Ø 40 mm.



H. 350 mm.
Art. 15.013.13 □ 25 mm.
Art. 15.013.14 □ 30 mm.
Art. 15.013.15 □ 35 mm.
Art. 15.013.51 □ 40 mm.



Martellato / Hammered
H. 350 mm.
Art. 15.013.16 □ 25 mm.
Art. 15.013.17 □ 30 mm.
Art. 15.013.18 □ 35 mm.
Art. 15.013.52 □ 40 mm.



Tondo / Round
H. 350 mm.
Art. 15.013.19 Ø 25 mm.
Art. 15.013.20 Ø 30 mm.



H. 350 mm.
Art. 15.013.22 □ 25 mm.
Art. 15.013.23 □ 30 mm.



Martellato / Hammered
H. 350 mm.
Art. 15.013.24 □ 30 mm.




Tondo / Round
H. 350 mm.
Art. 15.013.25 Ø 25 mm.
Art. 15.013.26 Ø 30 mm.



H. 350 mm. Art. 15.013.27 □ 25 mm. Art. 15.013.28 □ 30 mm. Art. 15.013.29 □ 35 mm. Art. 15.013.30 □ 40 mm.	Martellato / Hammered H. 350 mm. Art. 15.013.31 □ 25 mm. Art. 15.013.32 □ 30 mm. Art. 15.013.33 □ 35 mm. Art. 15.013.34 □ 40 mm.	H. 350 mm. Art. 15.013.35 □ 25 mm. Art. 15.013.36 □ 30 mm. Art. 15.013.37 □ 35 mm. Art. 15.013.38 □ 40 mm.	Martellato / Hammered H. 350 mm. Art. 15.013.39 □ 25 mm. Art. 15.013.40 □ 30 mm. Art. 15.013.41 □ 35 mm. Art. 15.013.42 □ 40 mm.	H. 360 mm. Art. 15.013.43 Ø 20 mm. Art. 15.013.44 Ø 30 mm.	H. 360 mm. Art. 15.013.45 □ 25 mm. Art. 15.013.46 □ 30 mm. Art. 15.013.47 □ 35 mm.	Martellato / Hammered H. 360 mm. Art. 15.013.48 □ 25 mm. Art. 15.013.49 □ 30 mm. Art. 15.013.50 □ 35 mm.	Martellato / Hammered H. 300 mm. Art. 15.014 □ 25 mm. Art. 15.015 □ 30 mm.	Mod. Scala / Scala Model H. 350 mm. Art. 15.015.01 □ 25 mm. Art. 15.015.02 □ 30 mm.
H. 350 mm. Art. 15.015.03 □ 25 mm. Art. 15.015.04 □ 30 mm.	Martellato / Hammered H. 350 mm. Art. 15.015.05 □ 25 mm. Art. 15.015.06 □ 30 mm.	Tondo / Round H. 350 mm. Art. 15.015.07 Ø 25 mm. Art. 15.015.08 Ø 30 mm.	Tondo Lavorato Worked Round Bar H. 350 mm. Art. 15.015.09 Ø 25 mm. Art. 15.015.10 Ø 30 mm.	Martellato / Hammered H. 300 mm. Art. 15.016 □ 25 mm. Art. 15.017 □ 30 mm. Art. 15.017.01 □ 35 mm. Art. 15.017.02 □ 40 mm. Art. 15.017.03 □ 25 mm. Liscio/Smooth Art. 15.017.04 □ 30 mm. Liscio/Smooth Art. 15.017.05 □ 35 mm. Liscio/Smooth Art. 15.017.06 □ 40 mm. Liscio/Smooth	Mod. Scala / Scala Model H. 350 mm. Art. 15.017.07 □ 25 mm. Art. 15.017.08 □ 30 mm. Art. 15.017.09 □ 35 mm.	H. 350 mm. Art. 15.017.10 ≙ 30 x 20	Martellato / Hammered H. 350 mm. Art. 15.017.11 ≙ 30 x 20	Martellato / Hammered H. 350 mm. Art. 15.017.12 □ 25 mm. Liscio / Smooth H. 350 mm. Art. 15.017.13 □ 25 mm.



H. 300 mm. Art. 15.018 ≙ 70 X 6 mm.	Mod. Scala / Scala Model H. 350 mm. Art. 15.018.01 ≙ 60 X 8 mm.	H. 350 mm. Art. 15.018.02 ≙ 40 X 6 mm. Art. 15.018.03 ≙ 50 X 6 mm.	H. 300 mm. Art. 15.018.04 ≙ 40 X 6 mm. Art. 15.018.05 ≙ 50 X 6 mm. Art. 15.018.06 ≙ 60 X 6 mm.	H. 350 mm. Art. 15.018.07 ≙ 50 X 8 mm.	Martellato / Hammered H. 350 mm. Art. 15.018.08 ≙ 50 X 8 mm.	H. 350 mm. Art. 15.018.09 ≙ 50 X 10 mm.	Mod. Scala / Scala Model H. 350 mm. Art. 15.018.10 ≙ 60 X 8 mm.	Battuto / Beaten H. 350 mm. Art. 15.018.11 ≙ 60 X 8 mm.
---	--	--	--	--	---	---	--	--



H. 300 mm. Art. 15.019 ≙ 70 X 6 mm.	H. 30 mm. - Ø 10 mm. Art. 15.019.01 Testa / Head Ø 20	H. 30 mm. - Ø 10 mm. Art. 15.019.02 Testa / Head Ø 24	H. 11 mm. - Ø 46 mm. Art. 15.019.03	Art. 15.019.23 H. 230 □ 10 mm. Art. 15.019.27 H. 270 □ 10 mm. Art. 15.019.30 H. 300 □ 10 mm.	Spessore 10 mm. Art. 15.021 □ Foro 32 mm.	NON IN PRODUZIONE NOT IN PRODUCTION H. 60 mm. - Base 100 Art. 15.021.01 Spessore 35 mm. H. 40 mm. - Base 40 Art. 15.021.02 Spessore 40 mm.
---	---	---	--	--	---	---



H. 60 X L.100 mm.
Art. 15.021.03
Spessore 35 mm.

H. 60 X L.60 mm.
Art. 15.021.04
Spessore 40 mm.



Art. 15.022 L. 6 X H.20 mm.
Art. 15.023 L. 6 X H.25 mm.
Art. 15.024 L. 6 X H.30 mm.
Art. 15.025 L. 6 X H.35 mm.
Art. 15.026 L. 6 X H.40 mm.
Art. 15.027 L. 6 X H.45 mm.
Art. 15.028 L. 6 X H.50 mm.



H. 35 mm.- Ø 100 mm
Art. 15.021.08
Spessore 12 mm.



Zincato / Galvanized
L. 175 x 175 mm H.60
Art. 15.021.10



Art. 15.029 L. 8 X H.20 mm.
Art. 15.030 L. 8 X H.25 mm.
Art. 15.031 L. 8 X H.30 mm.
Art. 15.032 L. 8 X H.35 mm.
Art. 15.033 L. 8 X H.40 mm.
Art. 15.034 L. 8 X H.45 mm.
Art. 15.035 L. 8 X H.50 mm.



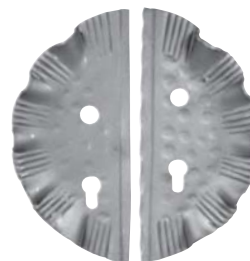
H. 275 X L.160 mm.
Art. 15.042
Spessore 3 mm.

Art. 15.042.01
Senza Foro
Without Hole



H. 275 X L.160 mm.
Art. 15.043
Spessore 3 mm.

Art. 15.043.01
Senza Foro
Without Hole



H. 260 X L.115 mm.
Art. 15.044
Spessore 3 mm.

Art. 15.044.01
Senza Foro
Without Hole



H. 260 X L.115 mm.
Art. 15.045
Spessore 3 mm.


Art. 15.045.01
Senza Foro
Without Hole

H. 295 X L.130 mm.
Art. 15.046
Spessore 3 mm.

Art. 15.046.01
Senza Foro
Without Hole

H. 295 X L.130 mm.
Art. 15.047
Spessore 3 mm.

Art. 15.047.01
Senza Foro
Without Hole



H. 230 X L.80 mm.
Art. 15.048
Spessore 6 mm.

H. 300 X L.105 mm.
Art. 15.049
Spessore 6 mm.



H.200 x L.90 mm
Art. 15.049.10
≅ 3 mm



H. 200 X L.160 mm.
Art. 15.050
≅ 20 X 4

SUPPORTI PER MENSOLE
SUPPORTS FOR SHELVES
colore nero / black colour



H. 155 X L.125 mm.
Art. 15.050.01



H. 225 X L.175 mm.
Art. 15.050.02



H. 280 X L.220 mm.
Art. 15.050.03



H. 22 mm.
Art. 15.051
□ 60 X 60

Copricolonna
Post Caps



Art. 15.052 □ 30 X 30
Art. 15.053 □ 40 X 40
Art. 15.054 □ 50 X 50
Art. 15.055 □ 60 X 60
Art. 15.056 □ 80 X 80
Art. 15.057 □ 100 X 100
Art. 15.058 □ 120 X 120
Art. 15.059 □ 150 X 150

Copricolonna in lamierino
Post Caps in Iron Sheet



Art. 15.059.02 H.150 X L.150
Art. 15.059.03 H.120 X L.120
Art. 15.059.04 H.100 X L.100



Ruota leggera mod. T gola tonda
Light mod. T wheel-round groove

Art. 15.060 60 X 20 mm.
Art. 15.061 70 X 20 mm.
Art. 15.062 80 X 20 mm.
Art. 15.063 100 X 20 mm.
Art. 15.064 120 X 20 mm.
Art. 15.065 140 X 20 mm.
Art. 15.066 160 X 20 mm.



Ruota leggera mod. T a "V"
Light mod. T wheel-"V" shaped

Art. 15.072 60 X 20 mm.
Art. 15.073 70 X 20 mm.
Art. 15.074 80 X 20 mm.
Art. 15.075 100 X 20 mm.
Art. 15.076 120 X 20 mm.
Art. 15.077 140 X 20 mm.
Art. 15.078 160 X 20 mm.



Ruota con piastra a saldare gola tonda mod. T
Mod. "T" wheel with plate to weld-round groove

Art. 15.084 120 X 20 mm.
Art. 15.085 140 X 20 mm.
Art. 15.086 120 X 30 mm.
Art. 15.087 140 X 30 mm.



Ruota con piastra a saldare a "V" mod. T
Mod. T wheel with plate to weld-"V" shaped

Art. 15.088 120 X 20 mm.
Art. 15.089 140 X 20 mm.
Art. 15.090 120 X 30 mm.
Art. 15.091 140 X 30 mm.

Ruota pesante mod. T gola tonda
Heavy mod. T wheel-round groove

Art. 15.067 100 X 30 mm.
Art. 15.068 120 X 30 mm.
Art. 15.069 140 X 30 mm.
Art. 15.070 160 X 30 mm.
Art. 15.071 200 X 30 mm.

Ruota pesante mod. T a "V"
con doppio cuscinetto
Heavy mod. T wheel-"V" shaped
double bearing

Art. 15.079 100 X 30 mm.
Art. 15.080 120 X 30 mm.
Art. 15.081 140 X 30 mm.
Art. 15.082 160 X 30 mm.
Art. 15.083 200 X 30 mm.



Ruota a supporto interno mod. T gola tonda
Mod. T wheel with internal support-round groove

Art. 15.092 120 X 20 mm.
Art. 15.093 140 X 20 mm.
Art. 15.094 120 X 30 mm.
Art. 15.095 140 X 30 mm.



Ruota a supporto interno mod. T a "V"
Mod. T wheel with internal support-"V" shaped

Art. 15.096 120 X 20 mm.
Art. 15.097 140 X 20 mm.
Art. 15.098 120 X 30 mm.
Art. 15.099 140 X 30 mm.

Cardini in acciaio zincati che consentono la regolazione dei cancelli dopo la posa in opera



Cardine a barra lunga
Long bar hinge
Zincato / Zinc-Plated
Art. 15.100 Ø 18 MA
Art. 15.101 Ø 22 MA



Cardine a muro
Hinge wall
Zincato / Zinc-Plated
Art. 15.104 Ø 18 MA
Art. 15.105 Ø 22 MA
Art. 15.106 Ø 27 MA



Cardine a saldare
Hinge -Welding hinge
Zincato / Zinc-Plated
Art. 15.110 Ø 18 MA
Art. 15.111 Ø 22 MA
Art. 15.112 Ø 27 MA

Cardine a barra lunga
Long bar hinge
Zincato / Zinc-Plated
Art. 15.102 Ø 18 MA
Art. 15.103 Ø 22 MA

Cardine a muro
Hinge wall
Zincato / Zinc-Plated
Art. 15.107 Ø 18 MA
Art. 15.108 Ø 22 MA
Art. 15.109 Ø 27 MA

Cardine a saldare
Hinge -Welding hinge
Zincato / Zinc-Plated
Art. 15.113 Ø 18 MA
Art. 15.114 Ø 22 MA
Art. 15.115 Ø 27 MA



Cardine a regolazione ortogonale (con vite a perno zincati)
Right-angle adjustment hinge (with galvanized screw and pin)

- Art. 15.116 Ø 18 MA
- Art. 15.117 Ø 22 MA
- Art. 15.118 Ø 27 MA

Piastra / Plate



Lucido / Polished
Art. 15.119 H.15 X L.60 mm.
Art. 15.120 H.20 X L.70 mm.
Art. 15.121 H.20 X L.80 mm.
NOT IN PRODUCTION

- Zincato / Zinc-Plated
- Art. 15.122 H.15 X L.60 mm.
 - Art. 15.123 H.20 X L.70 mm.
 - Art. 15.124 H.20 X L.80 mm.

Perno / Pin



Lucido / Polished
Art. 15.125 H. 89 mm. Ø 20 mm.
Art. 15.126 H. 98 mm. Ø 23 mm.
Art. 15.127 H. 105 mm. Ø 28 mm.
NOT IN PRODUCTION

- Zincato / Zinc-Plated
- Art. 15.128 H. 89 mm. Ø 20 mm.
 - Art. 15.129 H. 98 mm. Ø 23 mm.
 - Art. 15.130 H.105 mm. Ø 28 mm.



Zincato / Zinc-Plated

- Art. 15.131 Cardine 18 MA per □30 - piastra 90 X 90 X 4
- Art. 15.132 Cardine 22 MA per □35 - piastra 110 X 110 X 5
- Art. 15.133 Cardine 27 MA per □40 - piastra 130 X 130 X 5



Zincato / Zinc-Plated

- Art. 15.134 Cardine 18 MA regolabile per □30 - piastra 90 X 90 X 4
- Art. 15.135 Cardine 22 MA regolabile per □35 - piastra 110 X 110 X 5
- Art. 15.136 Cardine 27 MA regolabile per □40 - piastra 130 X 130 X 5

Accessori per cancelli in ferro battuto /

Accessories for wrought iron gates

Perni di collegamento e guida superiore
Connection pins and upper guide

Perni di collegamento e guida inferiore
Connection pins and lower guide



Zincato / Zinc-Plated

- Art. 15.137 Cardine 18 MA regolabile per □30
- Art. 15.138 Cardine 22 MA regolabile per □35
- Art. 15.139 Cardine 27 MA regolabile per □40



Zincato / Zinc-Plated

- Art. 15.140 Cardine 18 MA con orecchie saldate su piastra 90 X 90 X 4
- Art. 15.141 Cardine 22 MA con orecchie saldate su piastra 110 X 110 X 5
- Art. 15.142 Cardine 27 MA con orecchie saldate su piastra 130 X 130 X 5



Art. 15.143
Perno sup. per cardine
Ø 24 per tub. □30X 3

Art. 15.144
Perno sup. per cardine
Ø 29 per tub. □35X 3

Art. 15.145
Perno sup. per cardine
Ø 34 per tub. □40X 3



Art. 15.146
Perno sup. per cardine
Ø 30 per □30X 3

Art. 15.147
Perno sup. per cardine
Ø 35 per □35X 3

Art. 15.148
Perno sup. per cardine
Ø 40 per □40X 3



Art. 15.149
Perno inf. per cardine
Ø 19 A


Art. 15.150
Perno inf. per cardine
Ø 22A

Art. 15.151
Perno inf. per cardine
Ø 27A

Cerniere con cuscinetti a sfere
Hinge with ball bearings

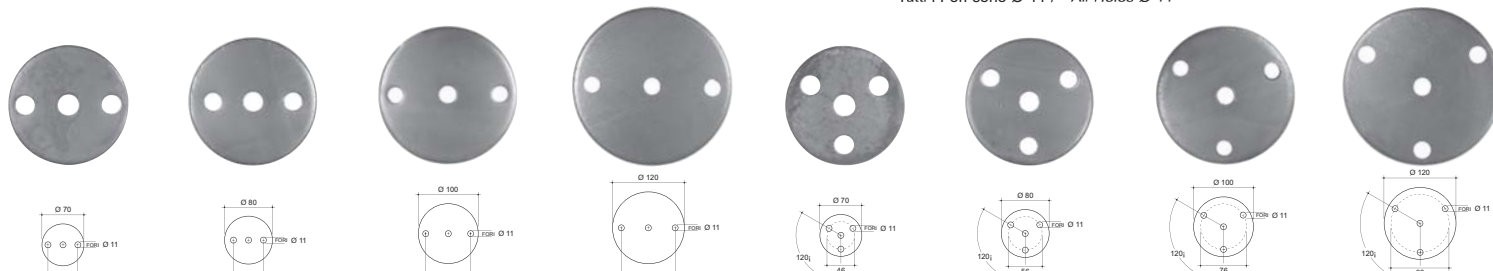


- H. 80 mm. Art. 15.151.01 Ø 12 mm.
- H. 100 mm. Art. 15.151.03 Ø 13,5 mm.
- H. 140 mm. Art. 15.151.02 Ø 16,5 mm.
- H. 190 mm. Art. 15.151.05 Ø 28 mm.
- H. 185 mm. Art. 15.151.06 Ø 28 mm.
- H. 100 mm. Art. 15.151.07 Ø 20 mm.
- H. 120 mm. Art. 15.151.08 Ø 24 mm.
- H. 145 mm. Art. 15.151.09 Ø 30 mm.
- H. 200 mm. Art. 15.151.10 Ø 30 mm.

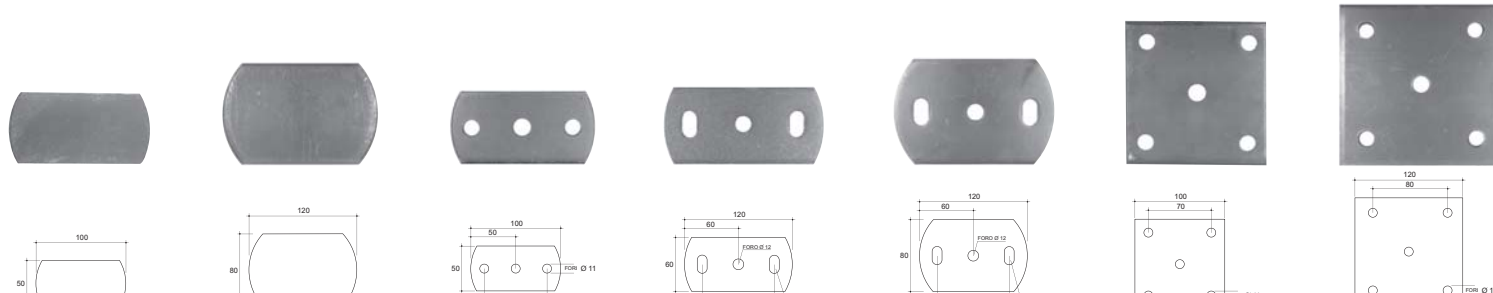


- Spessore 6 mm. Art. 15.151.11
- Spessore 6 mm. Art. 15.151.12
- Spessore 8 mm. Art. 15.151.13
- Spessore 8 mm. Art. 15.151.14

Tutti i Fori sono Ø 11 / All Holes Ø 11



- Spessore 6 mm. Art. 15.151.15
- Spessore 6 mm. Art. 15.151.16
- Spessore 8 mm. Art. 15.151.17
- Spessore 8 mm. Art. 15.151.18
- Spessore 6 mm. Art. 15.151.19
- Spessore 6 mm. Art. 15.151.20
- Spessore 8 mm. Art. 15.151.21
- Spessore 8 mm. Art. 15.151.22




- Spessore 8 mm. Art. 15.151.23
- Spessore 8 mm. Art. 15.151.24
- Spessore 8 mm. Art. 15.151.25
- Spessore 8 mm. Art. 15.151.26
- Spessore 8 mm. Art. 15.151.27
- Spessore 6 mm. Art. 15.151.28
- Spessore 8 mm. Art. 15.151.29


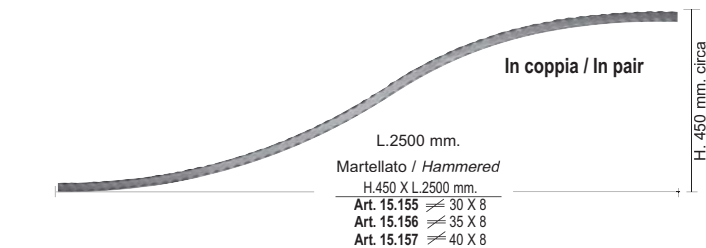
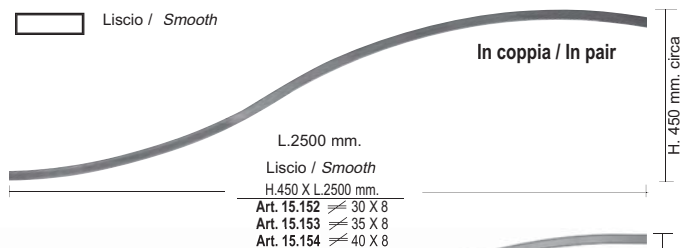
Cimase per Cancelli Carrai / Ornaments for Carriage Gates

Pezzi forniti in coppia / These pieces are furnished in pair

 Sagomato / Modelled

 Martellato / Hammered

 Liscio / Smooth



Sagomato / Modelled

L.2500 mm.
Art. 15.157.01 ≙ 30 X 8



Tubolare Liscio / Smooth Bars

L.2000 mm.
Art. 15.157.02 ≙ 30 X 30
Art. 15.157.03 ≙ 40 X 20

Tubolare Martellato / Hammered Bars

L.2000 mm.
Art. 15.157.04 ≙ 30 X 30
Art. 15.157.05 ≙ 40 X 20



Martellato / Hammered

L.2000 mm.
Art. 15.157.06 ≙ 30 X 8
Art. 15.157.08 ≙ 35 X 8
Art. 15.157.10 ≙ 40 X 8

Sagomato / Modelled

L.2000 mm.
Art. 15.157.12 ≙ 30 X 8

Liscio / Smooth

L.2000 mm.
Art. 15.157.14 ≙ 30 X 8
Art. 15.157.15 ≙ 35 X 8
Art. 15.157.16 ≙ 40 X 8



Martellato / Hammered

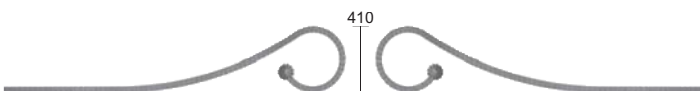
L.2000 mm.
Art. 15.157.24 ≙ 30 X 8
Art. 15.157.25 ≙ 35 X 8
Art. 15.157.26 ≙ 40 X 8

Mod. Scala / Scala Model

L.2000 mm.
Art. 15.157.27 ≙ 30 X 8
Art. 15.157.28 ≙ 35 X 8
Art. 15.157.29 ≙ 40 X 8

Liscio / Smooth

L.2000 mm.
Art. 15.157.30 ≙ 30 X 8
Art. 15.157.31 ≙ 35 X 8
Art. 15.157.32 ≙ 40 X 8



Sinistro / Left

Martellato / Hammered

L.2150 mm.
Art. 15.157.33 ≙ 30 X 8
Art. 15.157.35 ≙ 35 X 8
Art. 15.157.37 ≙ 40 X 8

Destro / Right

Martellato / Hammered

L.2150 mm.
Art. 15.157.34 ≙ 30 X 8
Art. 15.157.36 ≙ 35 X 8
Art. 15.157.38 ≙ 40 X 8

Sinistro / Left


Liscio / Smooth

L.2150 mm.
Art. 15.157.39 ≙ 30 X 8
Art. 15.157.41 ≙ 35 X 8
Art. 15.157.43 ≙ 40 X 8

Destro / Right

Liscio / Smooth

L.2150 mm.
Art. 15.157.40 ≙ 30 X 8
Art. 15.157.42 ≙ 35 X 8
Art. 15.157.44 ≙ 40 X 8



Sinistro / Left

Martellato / Hammered

L.2000 mm.
Art. 15.157.45 ≙ 30 X 8
Art. 15.157.47 ≙ 35 X 8
Art. 15.157.49 ≙ 40 X 8

Destro / Right

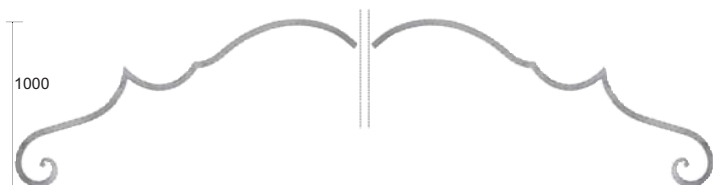
Martellato / Hammered

L.2000 mm.
Art. 15.157.46 ≙ 30 X 8
Art. 15.157.48 ≙ 35 X 8
Art. 15.157.50 ≙ 40 X 8

Liscio / Smooth

L.2000 mm.
Art. 15.157.51 ≙ 30 X 8
Art. 15.157.52 ≙ 35 X 8
Art. 15.157.53 ≙ 40 X 8

N.B.: Nel piatto liscio sinistro o destro sono uguali.
Note: Right and left sides are equal in smooth flat sections.



Sinistro / Left

Martellato / Hammered

L.2000 mm.
Art. 15.157.54 ≙ 35 X 8
Art. 15.157.56 ≙ 40 X 8

Destro / Right

Martellato / Hammered

L.2000 mm.
Art. 15.157.55 ≙ 35 X 8
Art. 15.157.57 ≙ 40 X 8

Liscio / Smooth

L.2000 mm.
Art. 15.157.58 ≙ 35 X 8
Art. 15.157.59 ≙ 40 X 8

N.B.: Nel piatto liscio sinistro o destro sono uguali.
Note: Right and left sides are equal in smooth flat sections.



Liscio / Smooth
L.1730 mm.
Art. 15.157.60 ≙ 30 X 8
Art. 15.157.61 ≙ 35 X 10
Art. 15.157.62 ≙ 40 X 8

N.B.: Nel piatto liscio
sinistro o destro sono uguali.
Note: Right and left sides are equal in
smooth flat sections.




Liscio / Smooth
L.1250 mm.
Art. 15.157.63 ≙ 30 X 8
Art. 15.157.64 ≙ 35 X 10
Art. 15.157.65 ≙ 40 X 8

N.B.: Nel piatto liscio
sinistro o destro sono uguali.
Note: Right and left sides are equal in
smooth flat sections.



Liscio / Smooth
L.1150 mm.
Art. 15.157.66 ≙ 30 X 8
Art. 15.157.67 ≙ 35 X 10
Art. 15.157.68 ≙ 40 X 8

N.B.: Nel piatto liscio
sinistro o destro sono uguali.
Note: Right and left sides are equal in
smooth flat sections.



Sinistro / Left
Martellato / Hammered
L.2100 mm.
Art. 15.157.69 ≙ 35 X 8
Art. 15.157.71 ≙ 40 X 8

Destro / Right
Martellato / Hammered
L.2100 mm.
Art. 15.157.70 ≙ 35 X 8
Art. 15.157.72 ≙ 40 X 8

N.B.: Nel piatto liscio
sinistro o destro sono uguali.
Note: Right and left sides are equal in
smooth flat sections.

Liscio / Smooth
L.2100 mm.
Art. 15.157.73 ≙ 35 X 8
Art. 15.157.74 ≙ 40 X 8

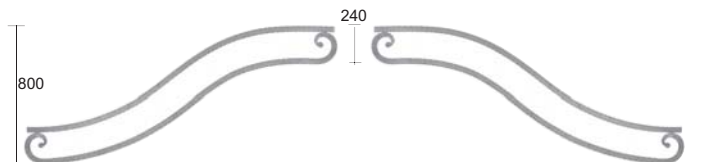


Sinistro / Left
Martellato / Hammered
L.2000 mm.
Art. 15.157.75 ≙ 35 X 8
Art. 15.157.77 ≙ 40 X 8

Destro / Right
Martellato / Hammered
L.2000 mm.
Art. 15.157.76 ≙ 35 X 8
Art. 15.157.78 ≙ 40 X 8

N.B.: Nel piatto liscio
sinistro o destro sono uguali.
Note: Right and left sides are equal in
smooth flat sections.

Liscio / Smooth
L.2000 mm.
Art. 15.157.79 ≙ 35 X 8
Art. 15.157.80 ≙ 40 X 8



Sinistro / Left
Martellato / Hammered
L.2000 mm.
Art. 15.157.81 ≙ 35 X 8
Art. 15.157.83 ≙ 40 X 8

Destro / Right
Martellato / Hammered
L.2000 mm.
Art. 15.157.82 ≙ 35 X 8
Art. 15.157.84 ≙ 40 X 8

N.B.: Nel piatto liscio
sinistro o destro sono uguali.
Note: Right and left sides are equal in
smooth flat sections.

Liscio / Smooth
L.2000 mm.
Art. 15.157.85 ≙ 35 X 8
Art. 15.157.86 ≙ 40 X 8

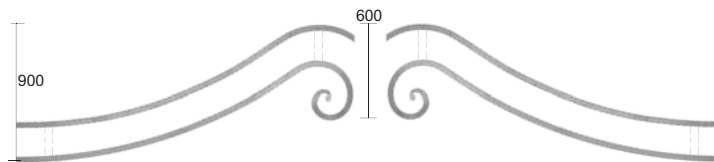


Sinistro / Left
Martellato / Hammered
L.1900 mm.
Art. 15.157.87 ≙ 35 X 8
Art. 15.157.89 ≙ 40 X 8

Destro / Right
Martellato / Hammered
L.1900 mm.
Art. 15.157.88 ≙ 35 X 8
Art. 15.157.90 ≙ 40 X 8

N.B.: Nel piatto liscio
sinistro o destro sono uguali.
Note: Right and left sides are equal in
smooth flat sections.

Liscio / Smooth
L.1900 mm.
Art. 15.157.91 ≙ 35 X 8
Art. 15.157.92 ≙ 40 X 8

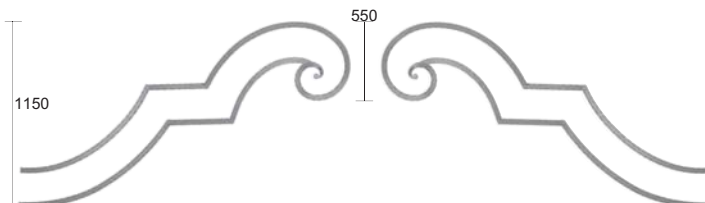


Sinistro / Left
Martellato / Hammered
L.2100 mm.
Art. 15.157.93 ≙ 35 X 8
Art. 15.157.95 ≙ 40 X 8

Destro / Right
Martellato / Hammered
L.2100 mm.
Art. 15.157.94 ≙ 35 X 8
Art. 15.157.96 ≙ 40 X 8

N.B.: Nel piatto liscio
sinistro o destro sono uguali.
Note: Right and left sides are equal in
smooth flat sections.

Liscio / Smooth
L.2100 mm.
Art. 15.157.97 ≙ 35 X 8
Art. 15.157.98 ≙ 40 X 8



Sinistro / Left
Martellato / Hammered
L.2100 mm.
Art. 15.157.99 ≙ 35 X 8
Art. 15.157.101 ≙ 40 X 8

Destro / Right
Martellato / Hammered
L.2100 mm.
Art. 15.157.100 ≙ 35 X 8
Art. 15.157.102 ≙ 40 X 8

N.B.: Nel piatto liscio
sinistro o destro sono uguali.
Note: Right and left sides are equal in
smooth flat sections.

Liscio / Smooth
L.2100 mm.
Art. 15.157.103 ≙ 35 X 8
Art. 15.157.104 ≙ 40 X 8

Pezzi forniti singolarmente / These pieces are furnished separately
CIMASE E CANCELLI PEDONALI



Liscio / Smooth
H.120 X L.1500 mm.
Art. 15.157.105 ≙ 30 X 8
Art. 15.157.106 ≙ 35 X 8
Art. 15.157.107 ≙ 40 X 8

Martellato / Hammered
H.120 X L.1500 mm.
Art. 15.157.108 ≙ 30 X 8
Art. 15.157.109 ≙ 35 X 8
Art. 15.157.110 ≙ 40 X 8

Mod. Scala / Scala Model
H.120 X L.1500 mm.
Art. 15.157.111 ≙ 30 X 8
Art. 15.157.112 ≙ 35 X 8
Art. 15.157.113 ≙ 40 X 8



Tubolare Liscio / Smooth Bars
H.150 X L.1500 mm.
Art. 15.157.114 ≙ 30 X 30
Art. 15.157.115 ≙ 40 X 20

Tubolare Martellato / Hammered Bars
H.150 X L.1500 mm.
Art. 15.157.116 ≙ 30 X 30
Art. 15.157.117 ≙ 40 X 20




Liscio / Smooth
H.180 X L.1300 mm.
Art. 15.157.118 ≙ 30 X 8
Art. 15.157.119 ≙ 35 X 8
Art. 15.157.120 ≙ 40 X 8

Martellato / Hammered
H.180 X L.1300 mm.
Art. 15.157.121 ≙ 30 X 8
Art. 15.157.122 ≙ 35 X 8
Art. 15.157.123 ≙ 40 X 8



Liscio / Smooth
H.190 X L.1000 mm.
Art. 15.157.124 ≙ 30 X 8
Art. 15.157.125 ≙ 35 X 10
Art. 15.157.126 ≙ 40 X 8




Sinistro / Left
Martellato / Hammered
H.200 X L.1000 mm.
Art. 15.157.127 ≙ 30 X 8
Art. 15.157.129 ≙ 35 X 8

Destro / Right
Martellato / Hammered
H.200 X L.1000 mm.
Art. 15.157.128 ≙ 30 X 8
Art. 15.157.130 ≙ 35 X 8

Liscio / Smooth
H.200 X L.1000 mm.
Art. 15.157.131 ≙ 30 X 8
Art. 15.157.132 ≙ 35 X 8

N.B.: Nel piatto liscio sinistro o destro sono uguali.
Note: Right and left sides are equal in smooth flat sections.

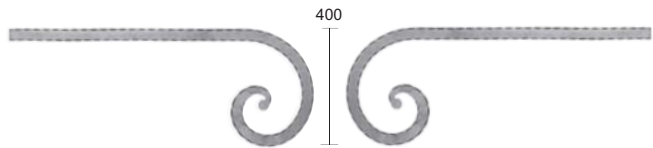


Sinistro / Left
Martellato / Hammered
H.210 X L.1000 mm.
Art. 15.157.133 ≙ 30 X 8
Art. 15.157.135 ≙ 35 X 8

Destro / Right
Martellato / Hammered
H.210 X L.1000 mm.
Art. 15.157.134 ≙ 30 X 8
Art. 15.157.136 ≙ 35 X 8

Sinistro / Left
Liscio / Smooth
H.210 X L.1000 mm.
Art. 15.157.137 ≙ 30 X 8
Art. 15.157.138 ≙ 35 X 8

Destro / Right
Liscio / Smooth
H.210 X L.1000 mm.
Art. 15.157.193 ≙ 30 X 8
Art. 15.157.194 ≙ 35 X 8




Sinistro / Left
Martellato / Hammered
H.400 X L.1000 mm.
Art. 15.157.139 ≙ 30 X 8
Art. 15.157.141 ≙ 35 X 8
Art. 15.157.143 ≙ 40 X 8

Destro / Right
Martellato / Hammered
H.400 X L.1000 mm.
Art. 15.157.140 ≙ 30 X 8
Art. 15.157.142 ≙ 35 X 8
Art. 15.157.144 ≙ 40 X 8

Liscio / Smooth
H.400 X L.1000 mm.
Art. 15.157.145 ≙ 30 X 8
Art. 15.157.146 ≙ 35 X 8
Art. 15.157.147 ≙ 40 X 8

N.B.: Nel piatto liscio sinistro o destro sono uguali.
Note: Right and left sides are equal in smooth flat sections.

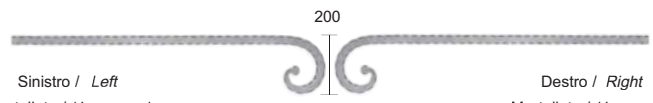


Sinistro / Left
Martellato / Hammered
H.300 X L.1000 mm.
Art. 15.157.148 ≙ 30 X 8
Art. 15.157.150 ≙ 35 X 8
Art. 15.157.152 ≙ 40 X 8

Destro / Right
Martellato / Hammered
H.300 X L.1000 mm.
Art. 15.157.149 ≙ 30 X 8
Art. 15.157.151 ≙ 35 X 8
Art. 15.157.153 ≙ 40 X 8

Liscio / Smooth
H.300 X L.1000 mm.
Art. 15.157.154 ≙ 30 X 8
Art. 15.157.155 ≙ 35 X 8
Art. 15.157.156 ≙ 40 X 8

N.B.: Nel piatto liscio sinistro o destro sono uguali.
Note: Right and left sides are equal in smooth flat sections.

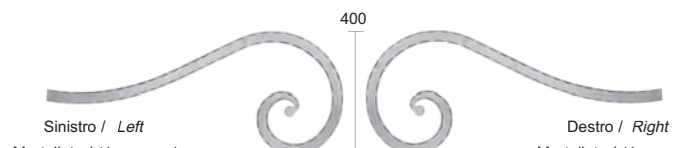


Sinistro / Left
Martellato / Hammered
H.200 X L.1000 mm.
Art. 15.157.157 ≙ 30 X 8
Art. 15.157.159 ≙ 35 X 8
Art. 15.157.161 ≙ 40 X 8

Destro / Right
Martellato / Hammered
H.200 X L.1000 mm.
Art. 15.157.158 ≙ 30 X 8
Art. 15.157.160 ≙ 35 X 8
Art. 15.157.162 ≙ 40 X 8

Liscio / Smooth
H.200 X L.1000 mm.
Art. 15.157.163 ≙ 30 X 8
Art. 15.157.164 ≙ 35 X 8
Art. 15.157.165 ≙ 40 X 8

N.B.: Nel piatto liscio sinistro o destro sono uguali.
Note: Right and left sides are equal in smooth flat sections.




Sinistro / Left
Martellato / Hammered
H.400 X L.1000 mm.
Art. 15.157.166 ≙ 30 X 8
Art. 15.157.168 ≙ 35 X 8
Art. 15.157.170 ≙ 40 X 8

Destro / Right
Martellato / Hammered
H.400 X L.1000 mm.
Art. 15.157.167 ≙ 30 X 8
Art. 15.157.169 ≙ 35 X 8
Art. 15.157.171 ≙ 40 X 8

Liscio / Smooth
H.400 X L.1000 mm.
Art. 15.157.172 ≙ 30 X 8
Art. 15.157.173 ≙ 35 X 8
Art. 15.157.174 ≙ 40 X 8

N.B.: Nel piatto liscio sinistro o destro sono uguali.
Note: Right and left sides are equal in smooth flat sections.




Sinistro / Left
Martellato / Hammered
H.300 X L.800 mm.
Art. 15.157.175 ≙ 30 X 8
Art. 15.157.177 ≙ 35 X 8
Art. 15.157.179 ≙ 40 X 8

Destro / Right
Martellato / Hammered
H.300 X L.800 mm.
Art. 15.157.176 ≙ 30 X 8
Art. 15.157.178 ≙ 35 X 8
Art. 15.157.180 ≙ 40 X 8

Liscio / Smooth
H.300 X L.800 mm.
Art. 15.157.181 ≙ 30 X 8
Art. 15.157.182 ≙ 35 X 8
Art. 15.157.183 ≙ 40 X 8

N.B.: Nel piatto liscio sinistro o destro sono uguali.
Note: Right and left sides are equal in smooth flat sections.




Sinistro / Left
Martellato / Hammered
H.200 X L.500 mm.
Art. 15.157.184 ≙ 30 X 8
Art. 15.157.186 ≙ 35 X 8
Art. 15.157.188 ≙ 40 X 8

Destro / Right
Martellato / Hammered
H.200 X L.500 mm.
Art. 15.157.185 ≙ 30 X 8
Art. 15.157.187 ≙ 35 X 8
Art. 15.157.189 ≙ 40 X 8

Liscio / Smooth
H.200 X L.500 mm.
Art. 15.157.190 ≙ 30 X 8
Art. 15.157.191 ≙ 35 X 8
Art. 15.157.192 ≙ 40 X 8

N.B.: Nel piatto liscio sinistro o destro sono uguali.
Note: Right and left sides are equal in smooth flat sections.

SOLO SU RICHIESTA / ONLY ON REQUEST
Cimasa forgiata a caldo
Hot-worked shaped bar for gate tops



≅ 70 X L.6 mm.
Art. 15.158 H. 300 mm.
Art. 15.159 H.2000 mm.
Art. 15.160 H.3000 mm.

Zincato/Galvanized	Zincato/Galvanized
Art. 15.161	Art. 15.162
A = 40 mm.	A = 45 mm.
B = 60 mm.	B = 45 mm.
C = 20 mm.	C = 24 mm.

H. 160 X L.30 mm.
Art. 15.163

H. 130 X L.29 mm.
Art. 15.163.01

H. 100 X L.20 mm.
Art. 15.163.02


H. 200 X L.500 mm.
Art. 15.164 ≅ 30 X 8 mm
Art. 15.164.01 ≅ 40 X 8 mm

NEW



Liscio / Smooth
L. 265 x H.214 mm
Art. 15.157.200 ≅ 40 x 8


NEW



Liscio / Smooth
L. 535 x H.360 mm
Art. 15.157.201 ≅ 40 x 8

Cerniere forgiate a mano per portali / Hand forged hinges for front doors

NEW



Forgiato / Forged
L. 740 mm
Art. 15.200 ≅ 40 x 8

NEW



Forgiato / Forged
L. 740 mm
Art. 15.201 ≅ 40 x 8

La riproduzione, anche se solo parziale, del presente catalogo, è vietata.
Total or partial reproduction of this catalogue is not permitted.